

How to make your own Sweep Net

Supplies :

1 Pillow Case

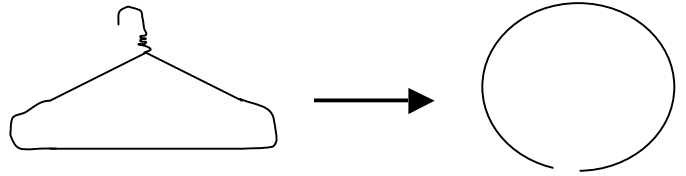
2 Wire Hangers

Duct Tape

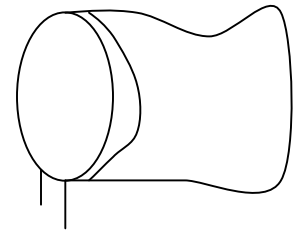
1 piece of wood about 3 feet long for the handle

Scissors for cutting the pillow case

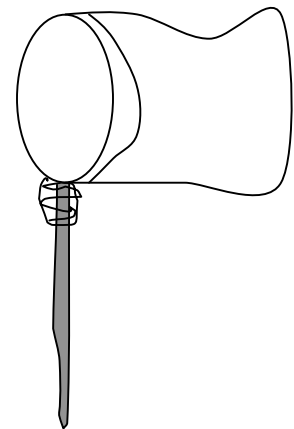
Step 1 : Turn your 2 wire hangers into similar circles. Then tape them together in several places, leaving the open end opened.



Step 2 : Now cut two holes on either side of the seam where there are two layers of pillow. Then put the wire through the pillow. Straighten out the ends sticking out for the handle.



Step 3 : Now heavily tape the four wire pieces hanging out of the pillow to your handle. Make sure its sturdy because it's used to sweep through high grasses, alfalfa, clover, and anything else that aphids eat (ladybugs eat aphids).



Step 4 : The last and hardest step. Go out and catch a 9-spotted ladybug, or any others and send us pictures of what you catch at ladybug@cornell.edu

